


My Coloring and Pets Story Book

This is Me:



This is My Story:

Written on:









A rectangular box with a thick black border. Inside, there are ten horizontal dashed lines spaced evenly down the page, intended for writing.

A rectangular box with a thick black border. Inside, there are ten horizontal dashed lines spaced evenly down the page, intended for writing.

My Storybook Instructions

1. Print on plain paper or heavy card stock.
2. Cut out the story pages.
3. Choose the pages that you want in the story.
4. Use the printed lined pages in between picture pages.
5. Print as many of the lined pages you need.
6. Write your name, story title and date on the first page.
7. Write your story and color the pictures.
8. Staple the book.
9. Share and read with others.

A rectangular box with a thick black border. Inside, there are ten horizontal dashed lines spaced evenly down the page, intended for writing.