

# Alphabet Characters Mini Coloring Book


## My Alphabet Characters Coloring Mini-Book

**A** is for **ARTIST**



Colored by:

**B** is for **BAKER**




**C** is for **CUPID**



**D** is for **DETECTIVE**



**E** is for **EASTER EGGS**



**F** is for **FAIRY**



**G** is for **GOLF**



**H** is for **HIPPO**




**I**

is for **ICE CREAM**




**J**

is for **JACKRABBIT**



**K**

is for **KNIGHT**




**L**

is for **LEPRECHAUN**




**M** is for **MAGICIAN**




**N** is for **NURSE**



**O** is for **OCTOPUS**



**P** is for **POLICEMAN**




**Q**

is for **QUEEN BEE**



**R**

is for **ROOSTER**



**S**

is for **SANTA**




**T**

is for **TEACHER**




**U**

**is for UNCLE SAM**




**V**

**is for VIPER**



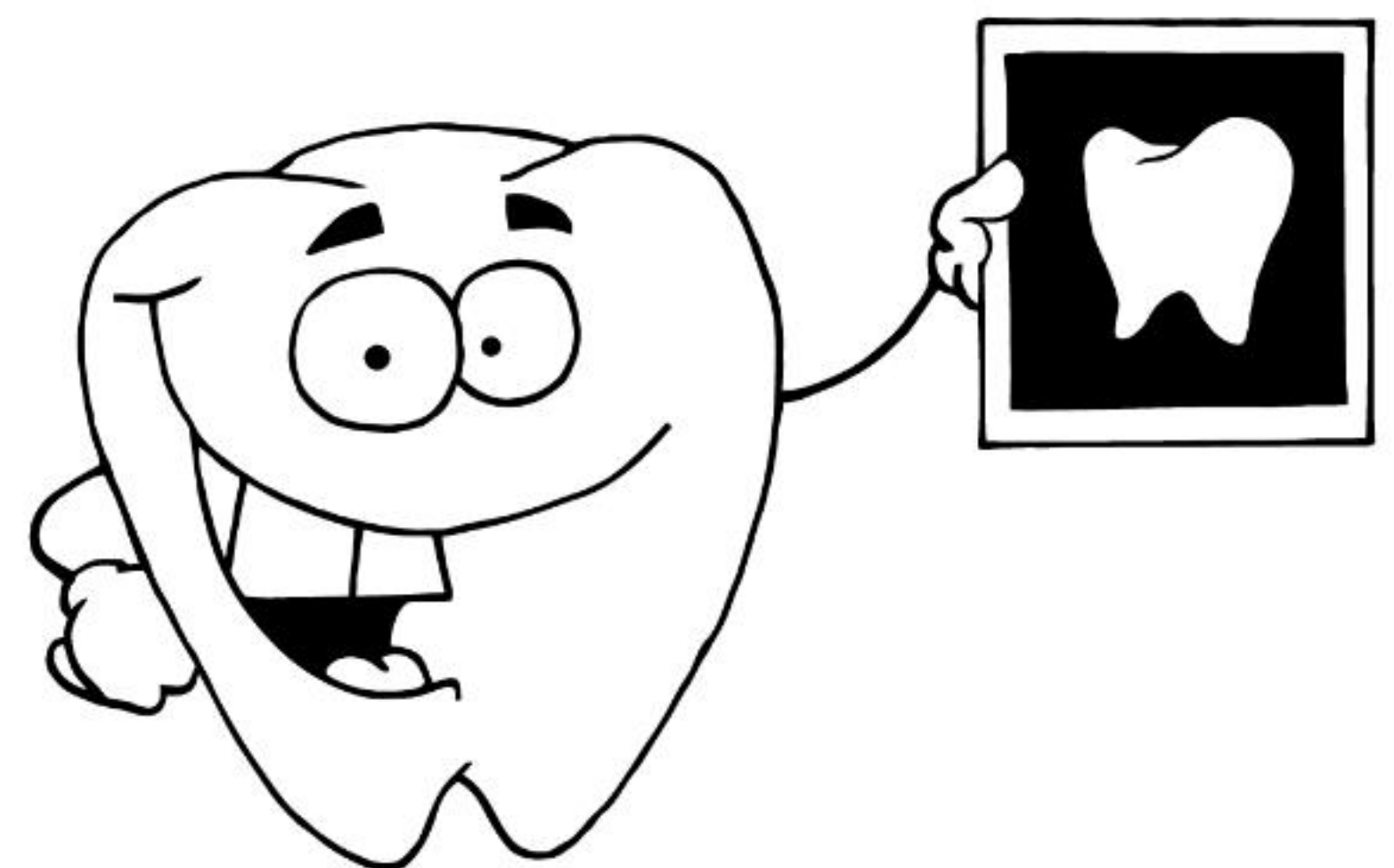
**W**

**is for WITCH**




**X**

**is for X-RAY**




# Y

is for **YAK**



# Z

is for **ZEBRA**



### My Coloring Mini-Book Instructions

1. Print on plain paper.
2. Cut out the mini coloring pages.
3. Staple the book.
4. Color the pictures.