



Paper Farm Friends

Print on heavy cardstock or thick paper and cut along the lines. Fold along the dotted line to fold each picture. Optional: add some glue between the pictures to stand taller. Create your own paper farm scene.




Paper Farm Friends

Print on heavy cardstock or thick paper and cut along the lines. Fold along the dotted line to fold each picture. Optional: add some glue between the pictures to stand taller. Create your own paper farm scene.



Paper Farm Friends

Print on heavy cardstock or thick paper and cut along the lines. Fold along the dotted line to fold each picture. Optional: add some glue between the pictures to stand taller. Create your own paper farm scene.



Paper Farm Friends

Print on heavy cardstock or thick paper and cut along the lines. Fold along the dotted line to fold each picture. Optional: add some glue between the pictures to stand taller. Create your own paper farm scene.

