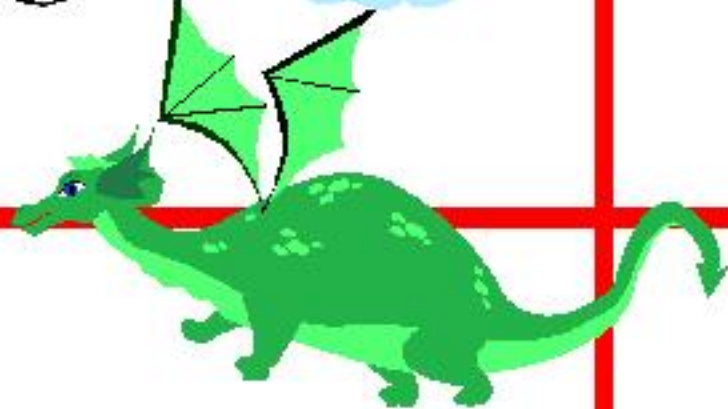




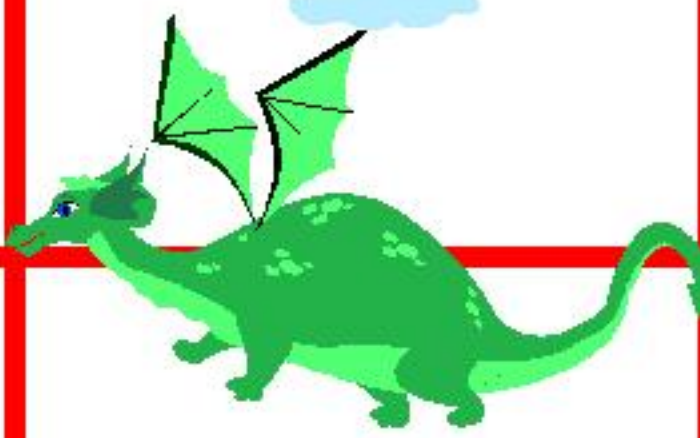
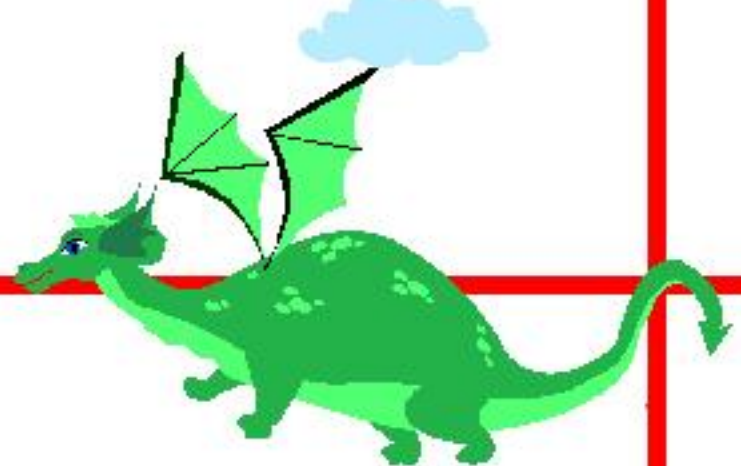






Dragons Game




21 	22	23 	24	25 WINNER 
20 	19	18	17	16
11	12 	13	14	15 
10 	9 	8	7	6 
1 	2	3 	4	5

Dragons Game

Instructions:

1. Print both sheets on paper or card stock.
2. Cut out game pieces below. Optional: Glue the game board and game pieces on cardboard before cutting out. Color the numbers on the board game.
3. Each player chooses a token.
4. The flying dragon allows you to move up quicker.
5. The laying dragon causes you to slide down his tail.
6. Use the numbers to pick out of a cup to know your next move. Follow the number of spaces with the number you pick.
7. Good Luck!



Game Tokens



Numbers (use to count number of spaces to move)

