





Garden Stakes - Flowers

Instructions:



1. Print on card stock or heavy paper.
2. Cut around the outer edges.
3. Glue printed stake to a Popsicle stick for added stability.
4. For outdoor use, laminate the printed stakes.



Garden Stakes - Flowers



Garden Stakes - Flowers



Garden Stakes - Flowers

