


# Easter Bookmarks Coloring


1. Print on heavy paper or card stock.
2. Color the Easter pictures.
3. Cut around the outlines.
4. Place in a book.



**Easter  
Reader**

Keep Reading


[www.kidscanhavefun.com](http://www.kidscanhavefun.com)



**Easter  
Reader**

Fantastic Reader


[www.kidscanhavefun.com](http://www.kidscanhavefun.com)



***Easter  
Reader***

Terrific Reader

[www.kidscanhavefun.com](http://www.kidscanhavefun.com)



***Easter  
Reader***

Everyday Reader

[www.kidscanhavefun.com](http://www.kidscanhavefun.com)