







Halloween Cartoon Comics



Halloween Cartoon Comics



Halloween Cartoon Comics

Comic Instructions:

1. Cut out the comics you want to use. If you want to use the same comic twice, you will have to print them again.
2. Paste them on a sheet of white or colored paper in the order of the story. You can also print out the Comic Book Printable at www.kidscanhavefun.com.
3. Color the pictures. Add background scenes and stickers.
4. You can add your own cartoon characters in the blank boxes.
5. Add story lines in the bubbles.
6. Read your new comic strip to family and friends.

Note: If you can't write yet, have someone write your story in the bubbles.