

This is Me


My Summer Scrapbook

Summer 2009


Places I visited





Fun things I did



Fun things I did




**Creepy crawlers I caught**




**Cool animals I saw**




# Best Movies I saw



# Neat Food I tried





## Scrapbook Instructions

1. Print and cut the pages.
2. Put pages in correct order. Staple pages or place them in a binder.
3. On the first page, have the children write their name and draw a picture of themselves in the cloud.
4. Children can write in white spaces or add a photo or drawing.
5. Add blank sheets if needed for extra writing.
6. Children can present their scrapbook to family, friends and school.