




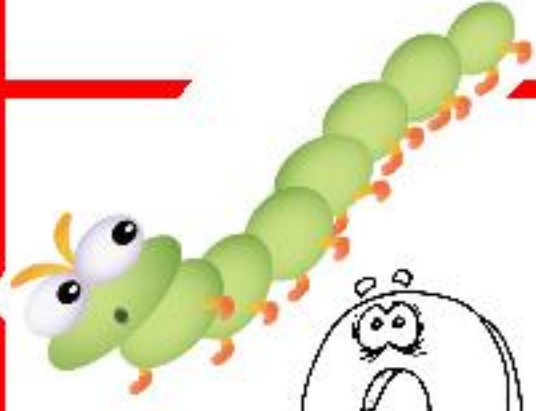



# Worms and Ladders Game

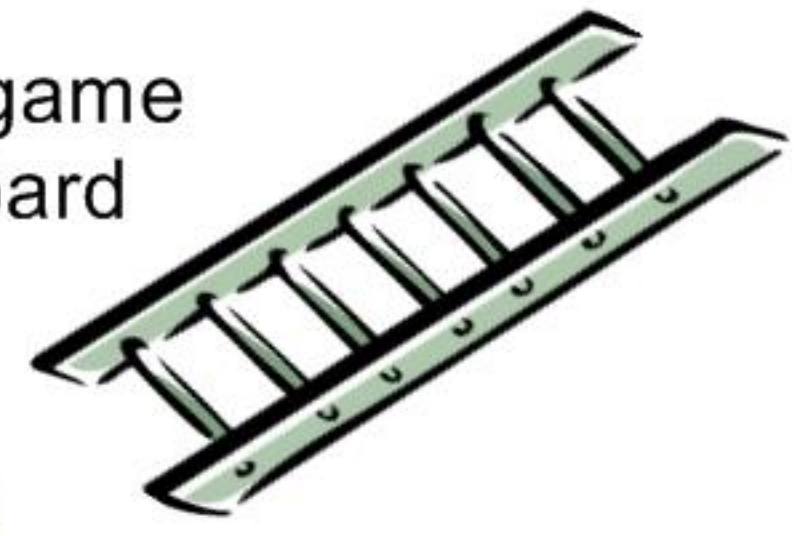


21	22	23	24	25 WINNER 
20 	19 	18	17	16
11	12	13	14	15
10	9	8	7 	6
1	2 	3	4 	5




# Worms and Ladders Game

## Instructions:

1. Print both sheets on paper or card stock.
2. Cut out game pieces below. Optional: Glue the game board and game pieces on cardboard before cutting out. Color the numbers on the board game.
3. Each player chooses a token.
4. The ladder allows you to move up quicker.
5. The Worm causes you to slide back down.
6. Use the numbers to pick out of a cup to know your next move. Follow the number of spaces with the number you pick.
7. Good Luck!



## Game Tokens



## Numbers (use to count number of spaces to move)

